

ORION 3' BED

IMPORTANT

PLEASE READ BEFORE YOU CONTINUE

FURTHER

THE PRODUCT YOU HAVE PURCHASED WILL GIVE YOU MANY YEARS OF SERVICE IF YOU FOLLOW THE GUIDELINES FOR ITS SAFE ASSEMBLY AND PERIODIC MAINTENANCE AND CLEANING.

DO NOT USE ANY TOOLS OTHER THAN THOSE SHOWN.

ANY SPANNERS OR ALLEN KEYS REQUIRED ARE INCLUDED WITH THE FITTINGS KIT.

DO NOT FOR ANY REASON USE A POWER TOOL TO ASSEMBLE THIS PRODUCT. ITS USE WILL INVALIDATE ANY CLAIM YOU MAY HAVE AND COULD MAKE THIS PRODUCT UNSAFE.

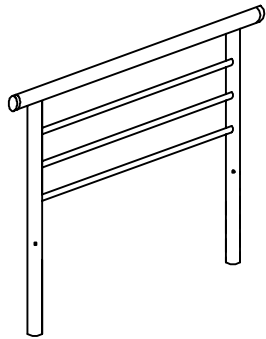
DEPENDING ON THE AMOUNT OF USE THIS PRODUCT RECEIVES IT MAY BE NECESSARY TO TIGHTEN UP THE FIXINGS FROM TIME TO TIME. THIS IS COMPLETELY NORMAL FOR ANY FLAT PACK FURNITURE.

FOR CLEANING YOU MAY USE A DAMP CLOTH(NOT WET) DRY DUSTER AND NORMAL FURNITURE POLISH.

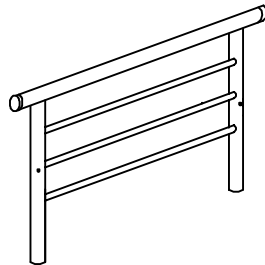
FOR PRODUCTS THAT INCLUDE SEAT PADS.
SEAT PADS MAY STAIN OR MARK IF ALLOWED TO COME INTO CONTACT WITH WET OR DAMP OBJECTS AS MATERIALS USED HAVE NOT BEEN SCOTCH GUARDED.

THE SURFACE OF THIS ITEM IS NOT HEAT RESISTANT.
ALWAYS USE A PLACEMENT UNDER HOT OR COLD ITEMS TO PREVENT MARKING.

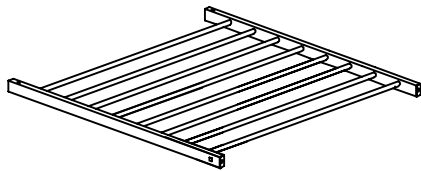
PARTS LIST



(1)



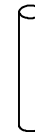
(2)



(3)



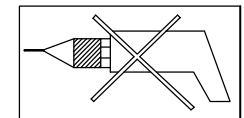
(4)












(5)

1	HEADBOARD	1 PC
2	FOOTBOARD	1 PC
3	BASE SECTION	2 PCS
4	METAL CONNECTOR	2 PCS
5	SUPPORT LEG	2 PCS

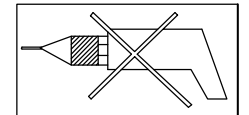
THE USE OF POWER TOOLS TO ASSEMBLE THIS PRODUCT WILL INVALIDATE ANY CLAIM AND MAY DAMAGE THIS PRODUCT MAKING IT UNSAFE



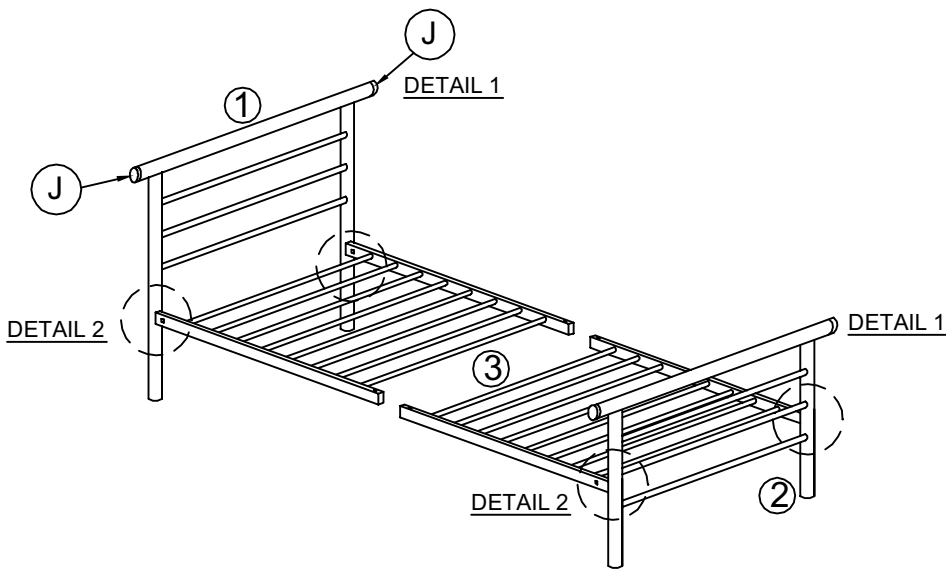
HARDWARE LIST

A		M8 X 75MM BOLT	4 PCS	
B		M6 X 62MM BOLT	4 PCS	
C		M6 X 30MM BOLT	2 PCS	
D		M8 METAL CONNECTOR	4 PCS	
E		M6 NUT	4 PCS	
F		4MM ALLEN KEY	1 PC	
G		5MM ALLEN KEY	1 PC	
H		SPANNER	1 PC	
J		WOODEN CAP	4 PCS	

THE USE OF POWER TOOLS TO ASSEMBLE THIS PRODUCT WILL INVALIDATE ANY CLAIM AND MAY DAMAGE THIS PRODUCT MAKING IT UNSAFE

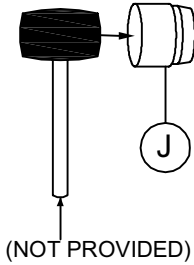


STEP 1

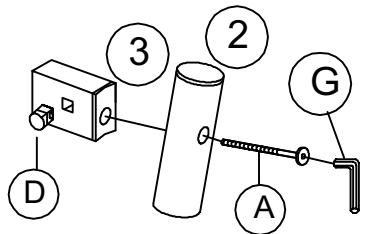


YOU WILL NEED:-		
A		4 PCS
D		4 PCS
G		1 PC

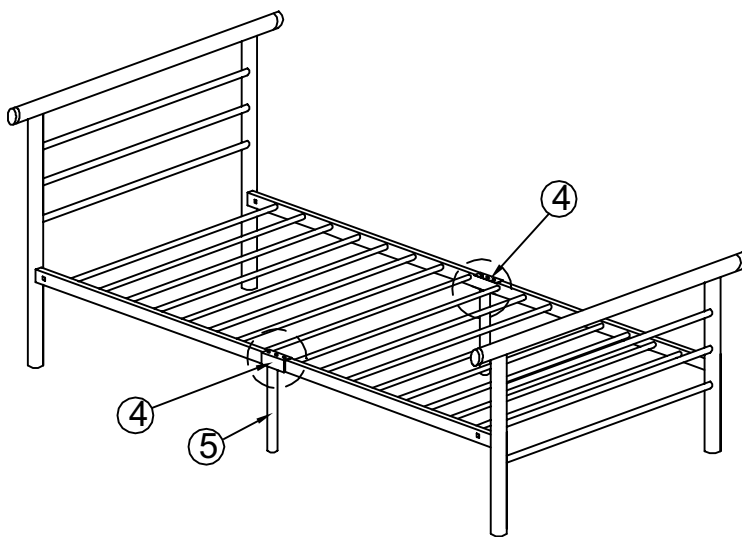
DETAIL 1



DETAIL 2

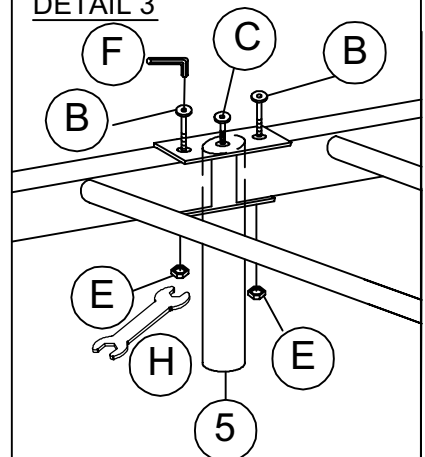


STEP 2



YOU WILL NEED:-		
B		4 PCS
C		2 PCS
E		4 PCS
F		1 PC
H		1 PC

DETAIL 3



THE USE OF POWER TOOLS TO ASSEMBLE THIS PRODUCT WILL INVALIDATE ANY CLAIM AND MAY DAMAGE THIS PRODUCT MAKING IT UNSAFE

