ASTORIA SOFA BED
ASSEMBLY INSTRUCTIONS

MAX CHAIR
WEIGHT



IMPORTANT
FOR DOMESTIC USE ONLY
PLEASE READ BEFORE YOU CONTINUE FURTHER

THE PRODUCT YOU HAVE PURCHASED WILL GIVE YOU MANY YEARS OF SERVICE IF YOU FOLLOW THE GUIDELINES FOR ITS SAFE ASSEMBLY AND PERIODIC MAINTENANCE AND CLEANING.

ASSEMBLE ON A SOFT CLEAN SURFACE.

DO NOT USE ANY TOOLS OTHER THAN THOSE SHOWN

ANY SPANNERS OR ALLEN KEYS REQUIRED ARE INCLUDED WITH THE FITTINGS KIT.

DO NOT FOR ANY REASON USE A POWER TOOL TO ASSEMBLE THIS PRODUCT.ITS USE WILL INVALIDATE ANY CLAIM YOU MAY HAVE AND COULD MAKE THIS PRODUCT UNSAFE.

DEPENDING ON THE AMOUN T OF USE THIS PRODUCT RECEIVES IT MAY BE NECESSARY TO TIGHTEN UP THE FIXINGS FROM TIME TO TIME.THIS IS COMPLETELY NORMAL FOR ANY FLAT PACK FURNITURE.
DO NOT OVERTIGHTEN FIXINGS.

FOR CLEANING YOU MAY USE A DAMP CLOTH(NOT WET).

THE SURFACE OF THIS ITEM IS NOT HEAT RESISTANT. ALWAYS USE A PLACE MAT UNDER HOT OR COLD ITEMS TO PREVENT MARKING.

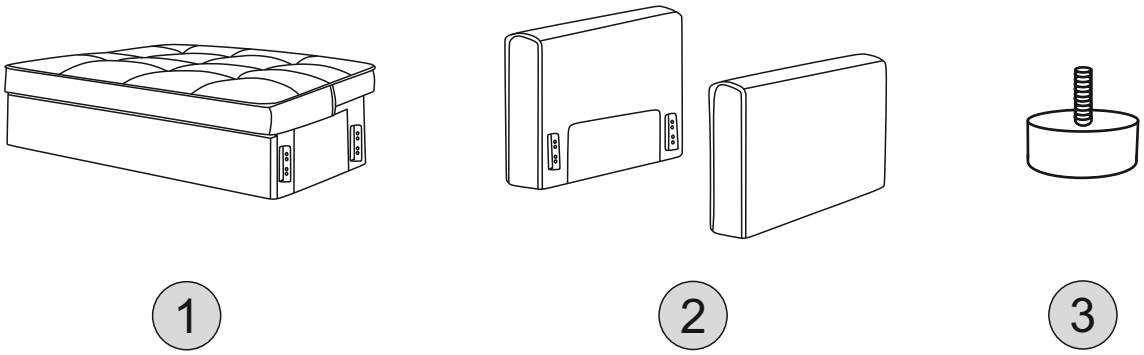

PARTS LIST

Part Number	Part Description	Quantity	Carton
1	Sofa Bed	1	1/1
2	Arms	2	1/1
3	Feet	8	1/1

WARNING

- This product has been designed for seating two (2) adults.
  To prevent injury and damage to this unit, PROHIBIT jumping on the sofa.
  This product is designed for home use ans not intended for commercial use.

- Children under the age of 5, small infants and babies should not sleep alone on this product for safety reasons.

- Recommended people needed for handling: 2 (however it is always better to have an extra hand.)

THIS INSTRUCTION BOOKLET CONTAINS IMPORTANT SAFETY INFORMATION. PLEASE READ AND KEEP FOR FUTURE REFERENCE.

STEP 1

PARTS REQUIRED

1 - SOFA BED	x1
3 - FEET	x4

HARDWARE REQUIRED

TOOLS REQUIRED

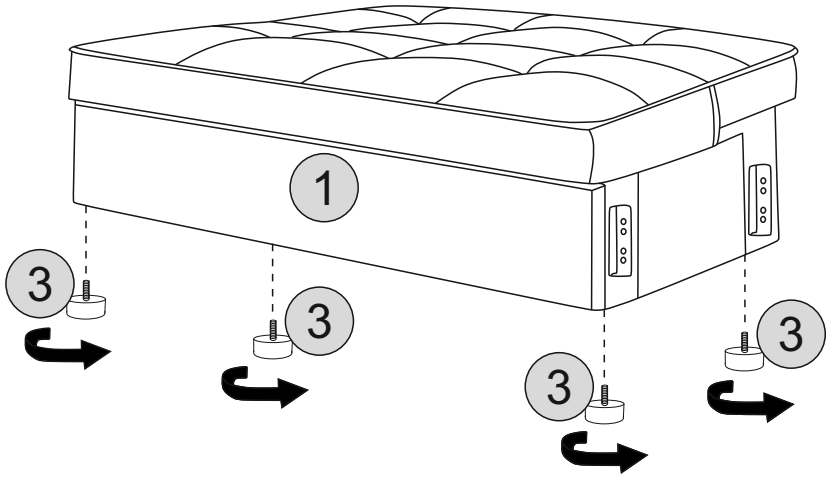

STEP 2

PARTS REQUIRED

2 - ARMS	x2
3 - FEET	x4

HARDWARE REQUIRED

TOOLS REQUIRED

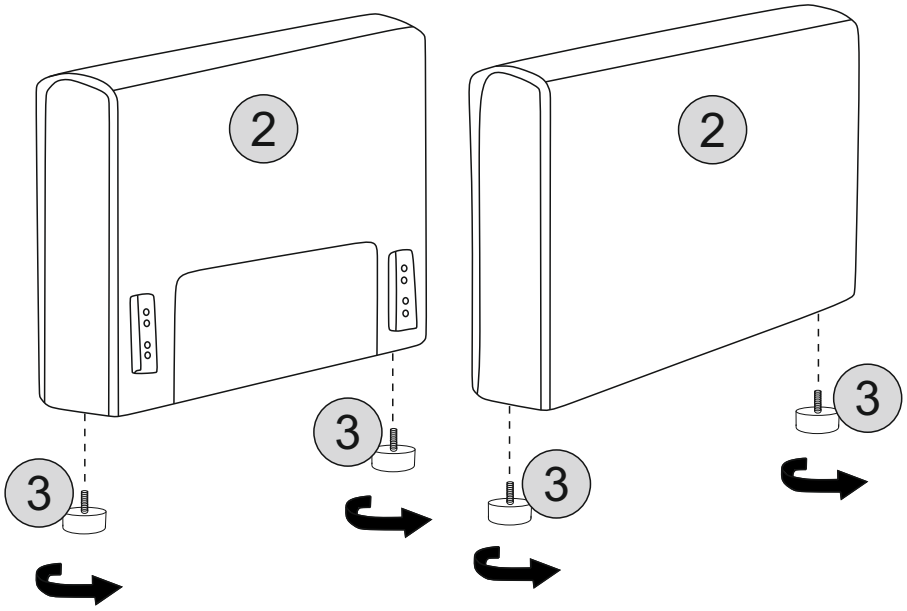

STEP 3

PARTS REQUIRED

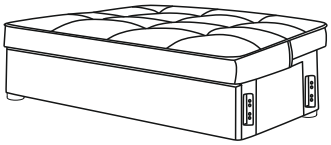



x2

HARDWARE REQUIRED

TOOLS REQUIRED

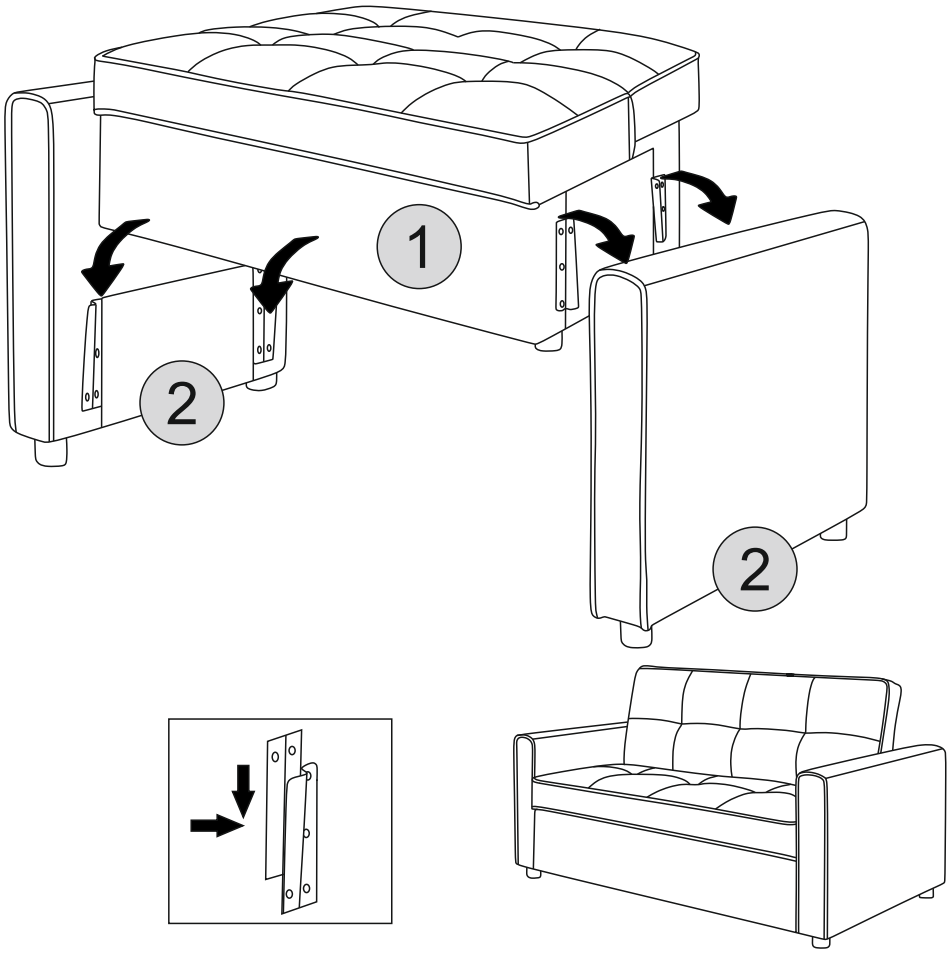

STEP 4

PARTS REQUIRED



HARDWARE REQUIRED

TOOLS REQUIRED

1)

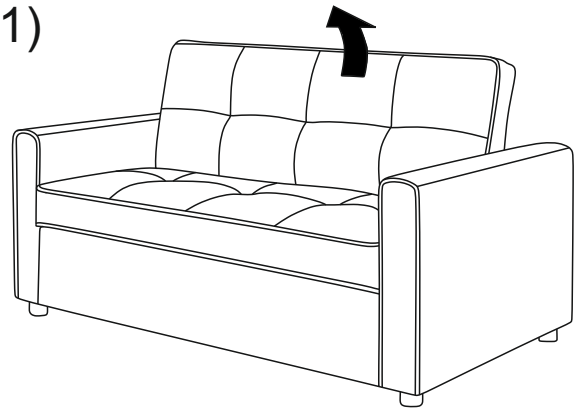

2)

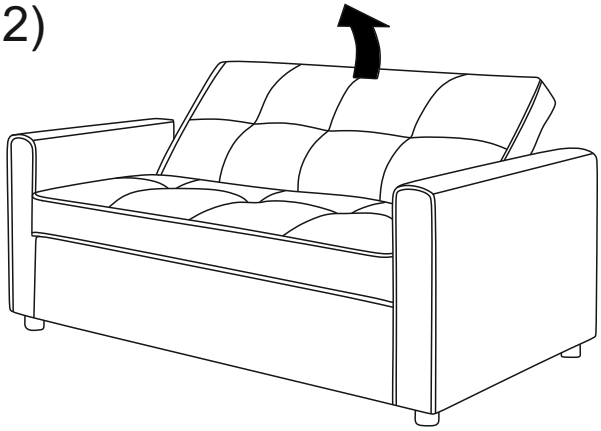

STEP 5

PARTS REQUIRED



HARDWARE REQUIRED

TOOLS REQUIRED

3)

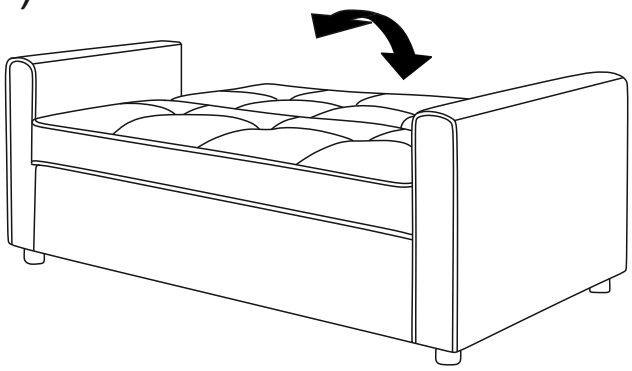

4)

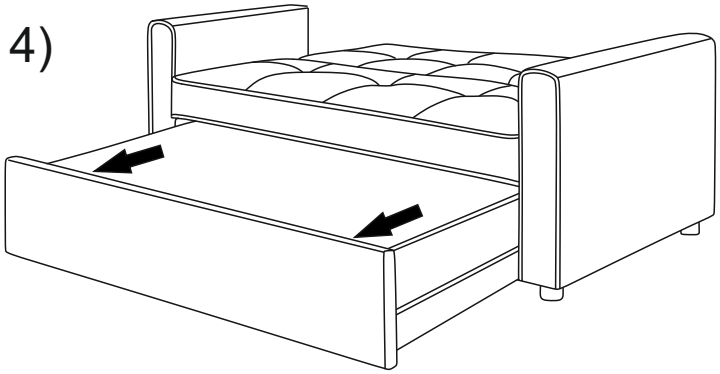

STEP 6

PARTS REQUIRED



HARDWARE REQUIRED

TOOLS REQUIRED

5)

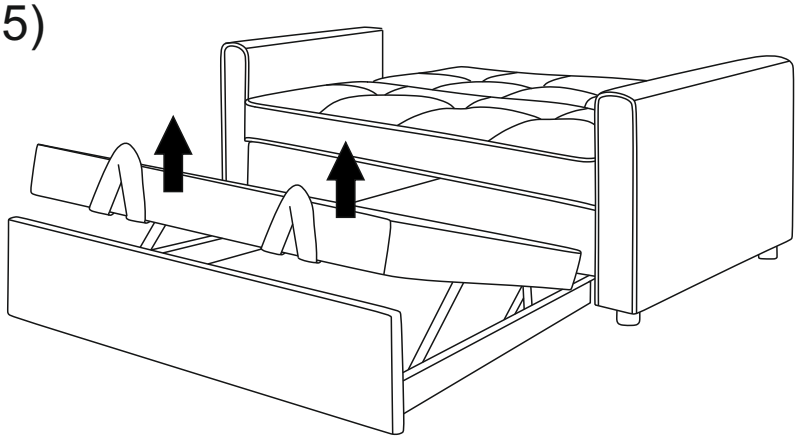

6)

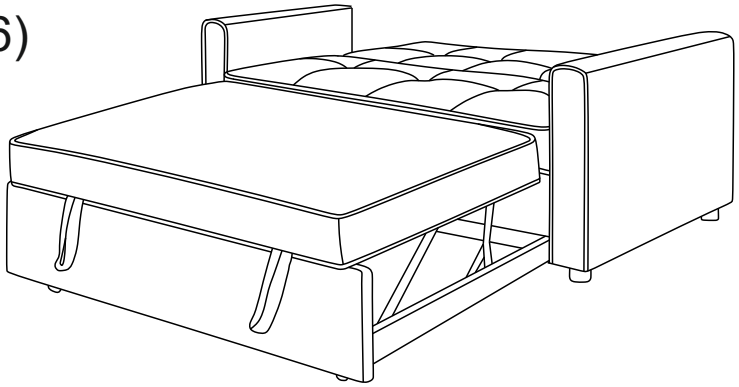

STEP 7

PARTS REQUIRED

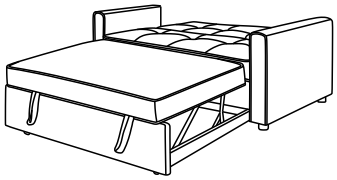

HARDWARE REQUIRED

TOOLS REQUIRED

7)

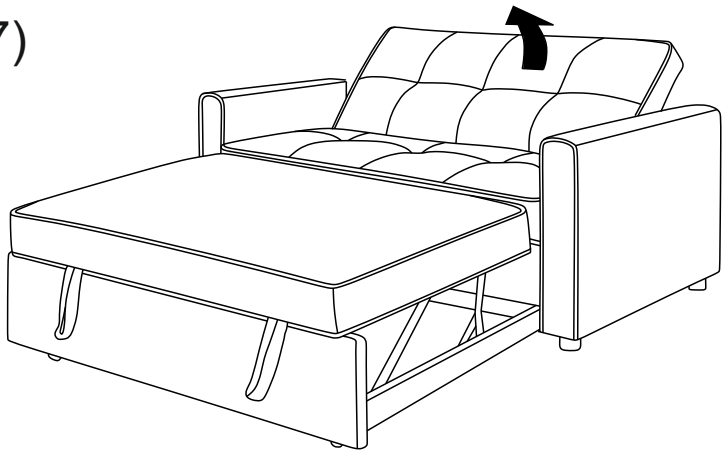

8)

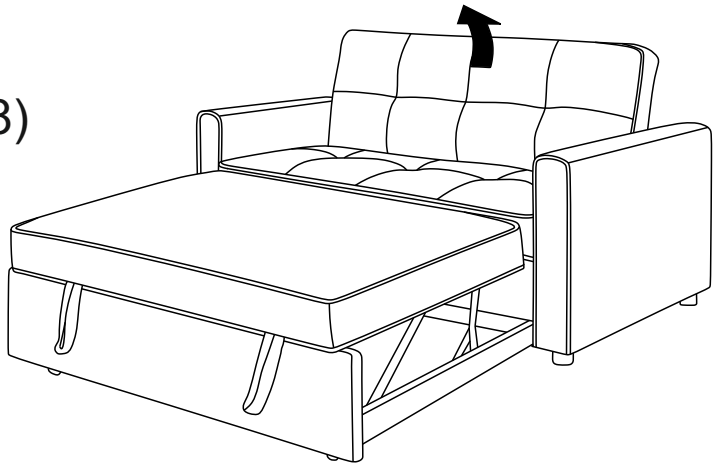

STEP 8

PARTS REQUIRED



HARDWARE REQUIRED

TOOLS REQUIRED

9)

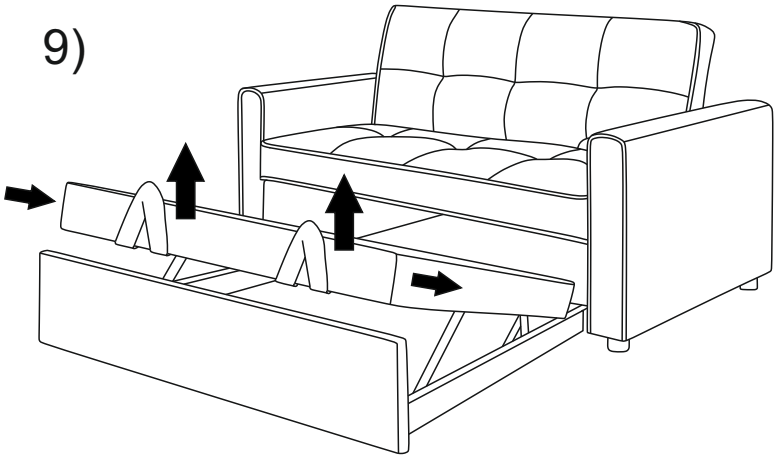

MAX CHAIR WEIGHT

10)

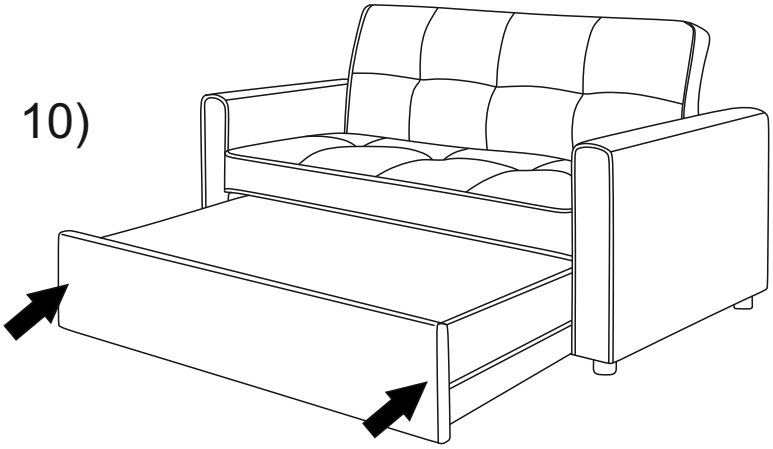

INFORMATIONS IMPORTANTES (FRENCH)

IMPORTANTE
POUR USAGE DOMESTIQUE UNIQUEMENT
VEUILLEZ LIRE AVANT DE CONTINUER

Le produit que vous avez acheté vous offrira de nombreuses années de service si vous suivez les directives pour son assemblage sûr et son entretien et nettoyage périodiques.
Montez sur une surface douce et propre.
N'utilisez aucun autre outil que ceux indiqués.
Toutes les clés ou clés Allen nécessaires sont fournies avec le kit de fixation.
N'utilisez en aucun cas un outil électrique pour assembler ce produit. Son utilisation invalidera et pourrait rendre ce produit dangereux.
En fonction de la quantité d'utilisation de ce produit, il peut être nécessaire de resserrer les fixations de temps en temps. Cela est tout à fait normal pour tout meuble en kit.
Pour le nettoyage, vous pouvez utiliser un chiffon humide (pas mouillé). N'utilisez pas de détergent à polir ou de nettoyants chimiques.
Ce produit peut tacher ou marquer s'il entre en contact avec des objets mouillés ou humides.
La surface de cet article n'est pas résistante à la chaleur, utilisez toujours un set de table sous les articles chauds ou froids pour éviter les marques.

INFORMACIÓN IMPORTANTE (SPANISH)

IMPORTANTE
SOLO PARA USO DOMÉSTICO
LEER ANTES DE CONTINUAR

El producto que ha adquirido le brindará muchos años de servicio si sigue las pautas para su montaje seguro y su mantenimiento y limpieza periódicos.
Ensamble sobre una superficie suave y limpia.
No utilice ninguna herramienta que no sea la que se muestra.
Las llaves inglesas o llaves Allen necesarias están incluidas con el kit de accesorios.
No utilice bajo ningún concepto una herramienta eléctrica para ensamblar este producto. Su uso invalidará cualquier reclamación que pueda tener y podría hacer que este producto sea inseguro.
Dependiendo de la cantidad de uso que reciba este producto, puede ser necesario ajustar las fijaciones de vez en cuando. Esto es completamente normal en cualquier mueble de paquete plano.
Para la limpieza, puede utilizar un paño húmedo (no mojado). No utilice detergentes abrillantadores ni limpiadores químicos.
Este producto puede mancharse o marcarse si se deja en contacto con objetos mojados o húmedos.
La superficie de este artículo no es resistente al calor, utilice siempre un mantel individual debajo de los elementos calientes o fríos para evitar marcas.

WICHTIGE INFORMATIONEN (GERMAN)

WICHTIGNUR
FÜR DEN HAUSHALTSGEBRAUCH
BITTE LESEN SIE, BEVOR SIE FORTFAHREN

Das von Ihnen erworbene Produkt wird Ihnen viele Jahre lang gute Dienste leisten, wenn Sie die Richtlinien für eine sichere Montage und regelmäßige Wartung und Reinigung befolgen.
Auf einer weichen, sauberen Oberfläche montieren.
Verwenden Sie keine anderen Werkzeuge als die abgebildeten.
Alle benötigten Schraubenschlüssel oder Inbusschlüssel sind im Montagesatz enthalten.
Verwenden Sie unter keinen Umständen ein Elektrowerkzeug zur Montage dieses Produkts. Bei Verwendung erlischt Ihr Anspruch und das Produkt kann unsicher werden.
Je nach Nutzungsintensität des Produkts kann es von Zeit zu Zeit erforderlich sein, die Befestigungen festzuziehen. Dies ist bei Möbeln aus dem Bausatz völlig normal.
Zum Reinigen können Sie ein feuchtes Tuch verwenden (nicht nass). Verwenden Sie kein Poliermittel oder chemische Reinigungsmittel.
Dieses Produkt kann Flecken oder Abdrücke hinterlassen, wenn es mit nassen oder feuchten Gegenständen in Kontakt kommt.
Die Oberfläche dieses Artikels ist nicht hitzebeständig. Verwenden Sie immer eine Unterlage unter heißen oder kalten Gegenständen, um Abdrücke zu vermeiden.

INFORMAZIONI IMPORTANTI (ITALIAN)

IMPORTANTE, SOLO PER USO DOMESTICO
SI PREGA DI LEGGERE PRIMA DI CONTINUARE OLTRE

Il prodotto che hai acquistato ti garantirà molti anni di servizio se seguirai le linee guida per il suo montaggio sicuro e la manutenzione e pulizia periodiche.
Montare su una superficie morbida e pulita.
Non utilizzare utensili diversi da quelli mostrati.
Tutte le chiavi inglesi o le chiavi a brugola necessarie sono incluse nel kit di raccordi.
Non utilizzare per nessun motivo un elettroutensile per montare questo prodotto. Il suo utilizzo invaliderà e affermerà che potresti avere e potrebbe rendere questo prodotto non sicuro.
A seconda della quantità di utilizzo di questo prodotto, potrebbe essere necessario stringere i fissaggi di tanto in tanto. Ciò è del tutto normale per qualsiasi mobile in kit.
Per la pulizia, puoi utilizzare un panno umido (non bagnato). Non utilizzare detergenti lucidanti o detergenti chimici.
Questo prodotto potrebbe macchiare o segnare se lasciato entrare in contatto con oggetti bagnati o umidi.
La superficie di questo articolo non è resistente al calore, utilizzare sempre un sottopiatto sotto gli oggetti caldi o freddi per evitare segni.