



GREY PU QUEBEC BAR CHAIR ASSEMBLY INSTRUCTIONS



IMPORTANT FOR DOMESTIC USE ONLY PLEASE READ BEFORE YOU CONTINUE FURTHER

THE PRODUCT YOU HAVE PURCHASED WILL GIVE YOU MANY YEARS OF SERVICE IF YOU FOLLOW THE GUIDELINES FOR ITS SAFE ASSEMBLY AND PERIODIC MAINTENANCE AND CLEANING .

ASSEMBLE ON A SOFT CLEAN SURFACE

DO NOT USE ANY TOOLS OTHER THAN THOSE SHOWN.

ANY SPANNERS OR ALLEN KEYS REQUIRED ARE INCLUDED WITH THE FITTINGS KIT.

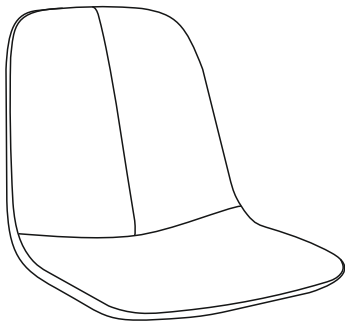
DO NOT FOR ANY REASON USE A POWER TOOL TO ASSEMBLE THIS PRODUCT. ITS USE WILL INVALIDATE ANY CLAIM YOU MAY HAVE AND COULD MAKE THIS PRODUCT UNSAFE.

DEPENDING ON THE AMOUNT OF USE THIS PRODUCT RECEIVES IT MAY BE NECESSARY TO TIGHTEN UP THE FIXINGS FROM TIME TO TIME . THIS IS COMPLETELY NORMAL FOR ANY FLAT PACK FURNITURE.
DO NOT OVERTIGHTEN FIXINGS.

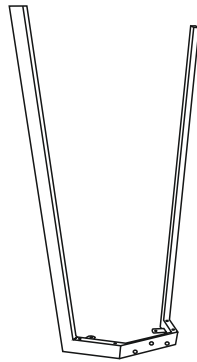
FOR CLEANING, YOU MAY USE A DAMP CLOTH (NOT WET) DO NOT USE POLISH, DETERGENT OR CHEMICAL CLEANERS.

THIS PRODUCT MAY STAIN OR MARK IF ALLOWED TO COME INTO CONTACT WITH WET OR DAMP OBJECTS.

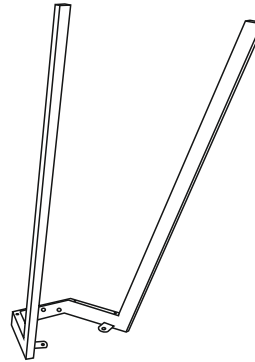
THE SURFACE OF THIS ITEM IS NOT HEAT RESISTANT. ALWAYS USE A PLACE MAT UNDER HOT OR COLD ITEMS TO PREVENT MARKING.



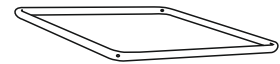
1



2



3


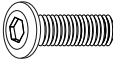





4

PARTS LIST

Part Number	Part Code	Part Description	Quantity	Carton
1	S400-404-025-SF1-01	Seat Pad	1	1/1
2	S400-404-025-SF1-02	Front Leg	1	1/1
3	S400-404-025-SF1-03	Back Leg	1	1/1
4	S400-404-025-SF1-04	Support Bar	1	1/1

HARDWARE LIST

REF		HARDWARE NAME	QTY
A		Bolt M6*25mm	4 PCS
B		Bolt M6*16mm	4 PCS
C		Bolt M6*13mm	3 PCS
D		Metal Washer M8	4 PCS
E		Allen Key M5	1 PC

PLEASE CHECK THAT YOU HAVE ALL THE PARTS LISTED BEFORE YOU START ASSEMBLING. IF YOU DO FIND THAT SOMETHING IS MISSING, DO NOT CONTINUE ASSEMBLY. PLEASE CONTACT YOUR SUPPLIER IMMEDIATELY.

STEP 1

PARTS REQUIRED

2 - FRONT LEG x1

3 - BACK LEG x1

4 - SUPPORT BAR x1

HARDWARE REQUIRED

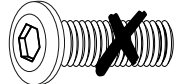
A  04

C  03

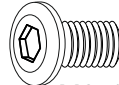
TOOLS REQUIRED



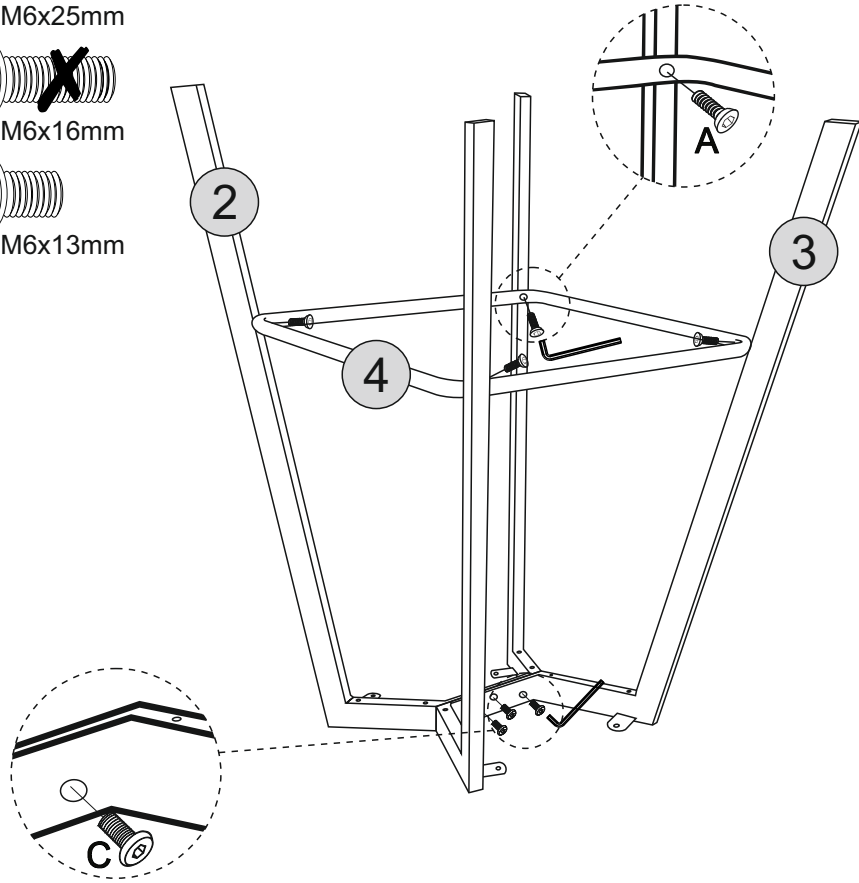
M6x25mm



M6x16mm



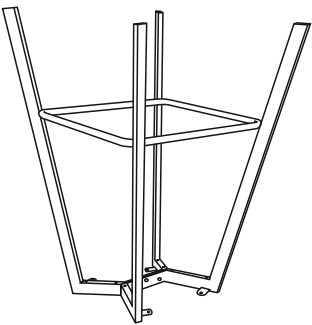
M6x13mm



STEP 2

PARTS REQUIRED

1 - SEAT PAD x1



HARDWARE REQUIRED

B  04

D  04

TOOLS REQUIRED

